# T-SERIES T10L WEAPONLIGHT

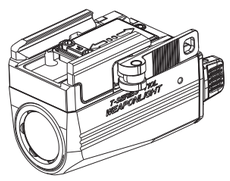

## 使 用 说 明 书

感谢您购买我们的产品！

**www.jetbeamlight.com**

## 产品特征

- 轻量便携战术枪灯,用于安装手枪作为手枪电筒,专为军事行动、执法防卫所设计
- 采用 CREE XP-L HI LED + 520绿激光/655nm红激光,寿命长达50000小时
- 使用内置400mAh电池驱动, 最高可达680流明,130米射程
- 1档照明亮度和爆闪功能
- 双侧按开关兼顾左/右手习惯, 通过快按与长按实现常开/关闭与战术点亮
- 高效恒流电路,智能温控,最大程度保证使用安全及性能稳定
- 防反接设计,防止电池反装对电路造成危害
- 双面镀膜防刮光学镜片
- 航空级铝合金制造
- 超耐磨军规三级硬质阳极氧化表面处理
- 独特可滑动导轨夹,实现可调节和快速拆装,兼容大多数手枪
- IPX-6防水(水下1米)
- 1米抗摔高度)

## 产品参数

- LED: CREE XP-L HI LED + 520绿激光/655nm红激光
- 最大输出: 680流明
- 反光杯: 精密光面反光杯
- 镜片: 钢化玻璃筒身
- 材质: 航空级铝合金
- 筒身处理: 军规三级硬质氧化表面耐磨处理
- 使用电池: 内置400mAh锂电池
- 开关: 拨动开关+双侧按开关
- 尺寸: 61.4*31*38.7mm
- 重量: 95克

## 亮度与时间

| FL1 STANDARD | 高亮 | 爆闪 |
|---|---|---|
| | 680流明 | 680流明 |
| | 1.8小时 | 3小时 |
| | 130m(最远射程 ) | |
| | 4225cd(最大光强 ) | |
| | 1m(防跌落高度 ) | |
| | IPX6(水下1米 ) | |

配件：备用防水O圈、USB充电线，卡隼

**注:**

以上数据是按照国际电筒测量标准 ANSI/NEMA,FL1所述之测量方法, 使用内置400mAh锂电池在实验室内测量所得, 不同电池或使用环境可能会对以上数据产生影响。

## 安装方法

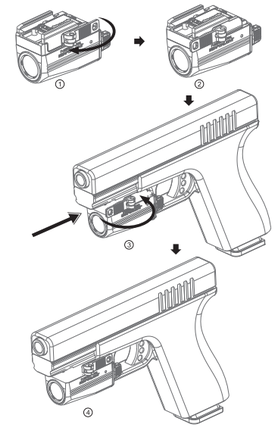

## 操作方法

### 常亮模式
单击任一侧按键可“打开”或“关闭”枪灯。

### 战术模式（ 瞬时点亮 ）
按任任一侧按键进入瞬时点亮, 松手熄灭。

### 爆闪
任意非锁状态下，同时按下左右两个侧按键进入爆闪档位。

### 锁键与解锁
快速3击任一侧按键，进入锁键/解锁，白光闪烁两次表示操作成功！
在锁键状态下，按按键，主灯侧灯都不亮，但红色指示灯亮1秒自动灭，以提示当前是锁机状态。

### 选灯
拨动开关选择亮灯：激光---激光+灯---灯。

### 电量显示
绿色指示灯常亮， 表示电量充足；
绿色指示灯常闪烁，表示电量较足；
红色指示灯闪烁， 表示电量不足；
红色指示灯常亮， 表示电量严重不足。

### 充电功能
本品有TYPE-C充电接口，充电中，红色指示灯闪烁；
充满电，绿色指示灯常亮。

### 保护功能
电路具有时间降档保护功能；
电路具有低压关机功能，保护电池。

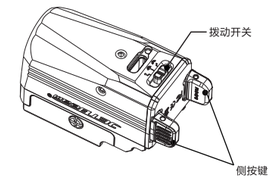


## 保养电筒

1. 保存枪灯时请远离有火和潮湿环境.
2. 请每半年使用软布清洁电筒的螺牙, 并使用硅润滑油润滑螺牙, 另请经常清洁枪灯的导电接触面/接触点.

## 保固

JETBEAM®产品拥有售后保固服务. 在购买本产品的15天内, 如果有任何质量问题均可向经销商要求免费更换. 在购买本产品的60个月内享受免费保固服务. 在超过60个月免费保固期后, 本产品享有终身有限度保固服务, 如需要更换重要部件则需要收取成本费用.

本保固规则不适用于以下情况:
1. 人为破坏, 拆解, 改装本产品;
2. 错误操作导致产品损坏(如装反电池等);
3. 电池漏液导致产品损坏;
4. 盐水或海水腐蚀导致产品损坏.

如需协助, JETBEAM® 敬请消费者首先联系购买产品的经销商或零售商, 以获得最迅速的售后服务或发邮件到 info@jetbeamlight.com.

备注: 产品数据如有更新, 敬请以JETBEAM官方网站为准.

★ **仅限国内区域, 跨区销售将不给予保修。**


**深圳市杰特明电子科技有限公司**

咨询热线: +86-0755-27523445
销售邮箱: info@jetbeamlight.com
网　　址: www.jetbeamlight.com
公司地址: 广东省深圳市龙华新区大浪南路墩背工业区二栋三楼
邮　　编: 518109


# T-SERIES T10L WEAPONLIGHT

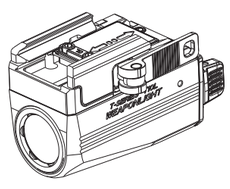

## Manual

**Thank you for choosing our products!**

**www.jetbeamlight.com**

## Features

- Compact and lightweight tactical pistol light, designed for law enforcement and tactical techniques
- Uses one CREE XP-L HI LED with a lifespan of 50,000 hours
- Available with either green laser or red laser
- Max output up to 680 lumens driven by built-in 400mAh Li-Poly Battery Pack, max beam distance up to 130meters
- Single Brightness Level and strobe available
- Ergonomic double side switches are easy to operate, either left or right hand
- High-Efficiency Digital Constant Current Circuit, Intelligent temperature control system to maximize the lifespan of LED
- Toughened ultra-clear mineral glass with anti-reflective coating
- Constructed from aero grade aluminum alloy
- Military grade HAIII hard-anodized
- IPX-6 waterproof (1 meter underwater)
- Impact resistance of 1meter

## Specifications

- LED: CREE XP-L HI LED + 520nm green laser / 655nm red laser
- Maximum output: 680 lumens
- Reflector: SMO
- Lens: Toughened ultra-clear mineral glass with anti-reflective coating
- Body Material: Constructed from aero grade aluminum alloy
- Finish: Military grade HAIII hard-anodized
- Battery: Built-in 400mAh Li-Poly Battery Pack
- Switch: Toggle switch + Side switch
- Dimensions: 61.4mm (Length) * 31mm (Head Diameter) * 38.7mm (Tail Diameter)
- Weight: 95g (without battery)

## Output & Runtime

| FL1 STANDARD | High | Strobe |
|---|---|---|
| | 680 LM | 680 LM |
| | 1.8 hs | 3 h |
| | 130m | |
| | 4225cd | |
| | 1m(Impact resistance ) | |
| | IPX6(1 meter underwater ) | |

Included for Free : 0-ring, USB charging cable, e-clip

**Note**

The above run time data in the ANSI/NEMA F11 chart was obtained in controlled conditions within the JETBEAM laboratory using built-in 400mAh Li-Poly battery pack. When using the T10L in various temperatures and with other batteries, actual run times may vary.

## Installation

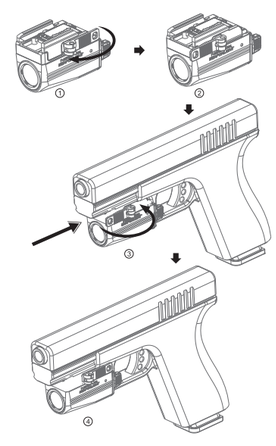

### Constant mode
One quick press on either side-switch to turn on.

### Tactical mode (Momentary On)
Momentary on function is available by short pressing either side switch.

### Strobe Mode
On the unlock state, pressing both side switches at the same time to access strobe, pressing either side switch again to turn off strobe.

### Lock and Unlock
**Lock**: Quick press of either side switch- three times, the flashlight flashes two times and will enter the lock state.
Unlock: Under the lock state, quick press of either side switch three times, and it will be unlocked.

### Mode Change
Pulling the toggle switch to change the mode, cycling by White Light- White light and Laser- Laser.

### Power indicator
When the light is turned on, The LED will indicate the battery level
Green, battery powerfully charged
Flashing Green, battery power is sufficient
Flashing Red, battery power is low
Red, battery power is extremely low and needs recharging.

### Charging
Built-in Type-C charging port. During charging -the side red LED will flash, the green LED will be permanently on when charging is complete

### Low Voltage Brightness Adjustment
When the battery is low, the flashlight will automatically adjust the brightness level to a lower level to extend working time. The flashlight will be turned off when the battery is too low.

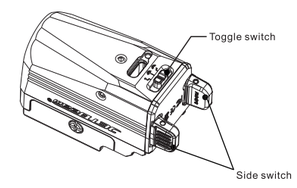


## Light Maintenance

1.Keep the light away from heat, static electricity, and high humidity
2. Clean the thread and conductive contact of light with soft cloth. Lubricate the threads every 6 months

## Warranty

We provide 60 months (5 years) of warranty period for this product from the date of purchase in case defects caused by material or workmanship with normal use. Necessary material and labor cost will be charged after this period

**Free warranty does not cover any damages or failure if:**
1.This product is disassembled or modified by anyone other than an authorized JETBeam warranty technician.
2.This product is damaged by using the wrong battery or incorrect usage.
3.This product is damaged by defective batteries (such as battery leak).
4. Salt water and corrosive damage to the unit.

## Service

1.In need of warranty service, please contact your local official JETBeam dealer
2.To contact JETBeam, please refer to below information:
Email:info@jetbeamlight.com
Phone:+86-0755-27523445
For the latest update, please visit www.jetbeamlight.com

385×87mm　128g双铜, 单黑双面印刷, 风琴折